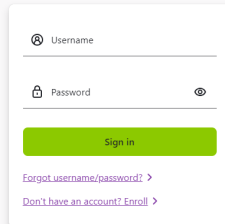


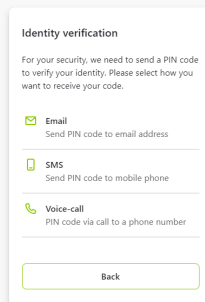
How To Login

Step 1: Enter Username and Password

If you are not already on the login page, go to www.genisyscu.org. Click Login in the upper-right of the homepage.

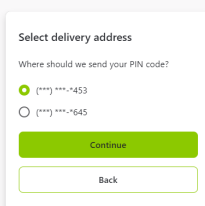
- To login, you will need to **enter your username and password** you created during the registration process.
- Click **Sign in**.

Step 2: Select Verification Method

For added security, a one time activation code is required to complete this action. As a user, you will be asked to complete the verification process one time, per browser you are using to access the system.

- On the Identity verification screen, **choose one of the options** presented to receive your verification code.

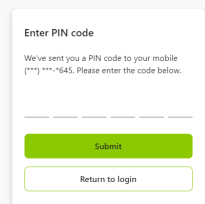
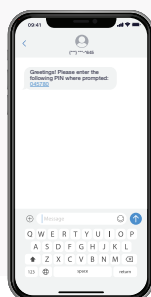
Step 3: Specify Code Delivery Method

Select where you would like to receive the code.

Choose one of the options presented.

Note: If the contact information shown is not accurate, please attempt another verification method or contact Genisys at 1-800-521-8440 x5.

Click **Continue**.

Step 4: Enter Code

- Finally, retrieve the code from the method you selected and **enter the code** on the screen.
- Select **Submit**.

This allows access to our Online Banking system.